




District Health Assessment for Multiple District 316 through August 2025

|  | | Clubs | | | | | | | Membership | | | | | | | Member Strength | | Cancellation | | Reports | | | Finance | Leadership | | | |
|--|---|--------------|---------------------|-------------|--|-----------|-----------------|------------------------|---------------------------------|-------------------------------------|-----------------------------|---------|----------|--|---|----------------------------|-------------------------------|--------------------------------------|----------------------------|-------------------------------------|------------------------------|----------------------|----------------------------------|----------------------------------|--------------------------------|----------------------------------|--------------------------------|
| District Name | Status/ Number of Months in Status * | Active Clubs | Clubs in Status Quo | Total Clubs | % Status Quo Clubs in Financial Suspension | New Clubs | Cancelled Clubs | YTD Net Club Gain/Loss | Current Members In Active Clubs | Current Members In Status Quo Clubs | Current Total Members Count | YTD Add | YTD Drop | YTD NetGrowth (includes Active and Status Quo) | YTD NetGrowth% (includes Active and Status Quo) | Member Count 12 Months Ago | Average Member Count Per Club | % of Clubs with less than 20 members | Average Cancelled Club Age | Members Lost Due to Cancelled Clubs | % of Clubs Reporting Service | % No MMR in 3 Months | % No Officer Report in 12 months | % of Clubs with balance 90+ days | Number of Zone Chairs Recorded | Number of Region Chairs Recorded | District Officers Vacancies ** |
| 316 A | | 69 | 0 | 69 | 0% | 5 | 0 | 5 | 2715 | 0 | 2715 | 260 | 28 | 232 | 9.34% | 2,402 | 39 | 19% | 0 | 0 | 67% | 17% | 14% | 4% | 11 | 5 | |
| 316 B | | 70 | 0 | 70 | 0% | 7 | 0 | 7 | 2266 | 0 | 2266 | 244 | 2 | 242 | 11.96% | 1,916 | 32 | 30% | 0 | 0 | 29% | 17% | 14% | 10% | 13 | 4 | |
| 316 D | | 105 | 2 | 107 | 100% | 10 | 0 | 10 | 3238 | 30 | 3268 | 302 | 29 | 273 | 9.12% | 2,784 | 31 | 36% | 0 | 0 | 14% | 13% | 1% | 10% | 20 | 7 | |
| 316 G | | 79 | 0 | 79 | 0% | 7 | 0 | 7 | 3124 | 0 | 3124 | 333 | 23 | 310 | 11.02% | 2,734 | 40 | 20% | 0 | 0 | 85% | 11% | 1% | 3% | 20 | 7 | |
| 316 H | | 46 | 0 | 46 | 0% | 2 | 1 | 1 | 1751 | 0 | 1751 | 61 | 45 | 16 | 0.92% | 1,065 | 38 | 35% | 4 | 15 | 7% | 26% | 15% | 7% | 0 | 0 | 2nd VDG,GST |
| 316 J | | 57 | 1 | 58 | 100% | 3 | 0 | 3 | 2191 | 11 | 2202 | 112 | 18 | 94 | 4.46% | 2,163 | 38 | 41% | 0 | 0 | 36% | 14% | 7% | 9% | 12 | 5 | |
| | | 426 | 3 | 429 | 100% | 34 | 1 | 33 | 15285 | 41 | 15326 | 1312 | 145 | 1167 | 8.24% | 13,064 | 36 | 30% | 4 | 15 | 40% | 16% | 8% | 7% | 76 | 28 | |




District Health Assessment for Multiple District 317 through August 2025

| District Name | Status/ Number of Months in Status * | Clubs | | | | | | | Membership | | | | | | | Member Strength | | Cancellation | | Reports | | | Finance | Leadership | | | |
|---------------|---|--------------|---------------------|-------------|--|-----------|-----------------|------------------------|---------------------------------|-------------------------------------|-----------------------------|---------|----------|--|---|----------------------------|-------------------------------|--------------------------------------|----------------------------|-------------------------------------|------------------------------|----------------------|----------------------------------|----------------------------------|--------------------------------|----------------------------------|--------------------------------|
| | | Active Clubs | Clubs in Status Quo | Total Clubs | % Status Quo Clubs in Financial Suspension | New Clubs | Cancelled Clubs | YTD Net Club Gain/Loss | Current Members In Active Clubs | Current Members In Status Quo Clubs | Current Total Members Count | YTD Add | YTD Drop | YTD NetGrowth (includes Active and Status Quo) | YTD NetGrowth% (includes Active and Status Quo) | Member Count 12 Months Ago | Average Member Count Per Club | % of Clubs with less than 20 members | Average Cancelled Club Age | Members Lost Due to Cancelled Clubs | % of Clubs Reporting Service | % No MMR in 3 Months | % No Officer Report in 12 months | % of Clubs with balance 90+ days | Number of Zone Chairs Recorded | Number of Region Chairs Recorded | District Officers Vacancies ** |
| 317 A | | 80 | 0 | 80 | 0% | 3 | 0 | 3 | 2569 | 0 | 2569 | 405 | 36 | 369 | 16.77% | 2,299 | 32 | 19% | 0 | 0 | 78% | 11% | 1% | 5% | 21 | 7 | |
| 317 G | | 98 | 0 | 98 | 0% | 6 | 1 | 5 | 3009 | 0 | 3009 | 322 | 60 | 262 | 9.54% | 2,705 | 31 | 16% | 2 | 0 | 41% | 19% | 9% | 9% | 21 | 10 | |
| 317 B | | 110 | 1 | 111 | 100% | 1 | 0 | 1 | 3719 | 12 | 3731 | 209 | 51 | 158 | 4.42% | 3,709 | 34 | 20% | 0 | 0 | 85% | 13% | 0% | 6% | 26 | 12 | |
| 317 C | | 113 | 1 | 114 | 0% | 11 | 0 | 11 | 3228 | 29 | 3257 | 511 | 29 | 482 | 17.37% | 2,991 | 29 | 31% | 0 | 0 | 85% | 13% | 1% | 2% | 0 | 0 | 2nd VDG |
| 317 D | | 116 | 0 | 116 | 0% | 0 | 0 | 0 | 4708 | 0 | 4708 | 402 | 17 | 385 | 8.91% | 4,478 | 41 | 12% | 0 | 0 | 100% | 9% | 10% | 9% | 24 | 12 | |
| 317 E | | 76 | 0 | 76 | 0% | 2 | 0 | 2 | 2500 | 0 | 2500 | 189 | 38 | 151 | 6.43% | 2,324 | 33 | 17% | 0 | 0 | 96% | 11% | 3% | 7% | 19 | 7 | |
| 317 F | | 90 | 0 | 90 | 0% | 5 | 2 | 3 | 2414 | 0 | 2414 | 200 | 11 | 189 | 8.49% | 2,152 | 27 | 30% | 4 | 0 | 98% | 13% | 1% | 3% | 20 | 7 | |
| | | 683 | 2 | 685 | 50% | 28 | 3 | 25 | 22147 | 41 | 22188 | 2238 | 242 | 1996 | 9.89% | 20,658 | 32 | 21% | 3 | 0 | 83% | 13% | 4% | 6% | 131 | 55 | |




District Health Assessment for Multiple District 318 through August 2025

|  | | Clubs | | | | | | | Membership | | | | | | | Member Strength | | Cancellation | | Reports | | | Finance | Leadership | | | |
|--|---|-----------------|------------------------------|----------------|--|--------------|--------------------|-------------------------------------|--|---|--------------------------------------|------------|-------------|--|---|-------------------------------------|--|--|-------------------------------------|---|---------------------------------------|-------------------------------|---|---|--|--|---|
| District Name | Status/ Number of Months in Status * | Active Clubs | Clubs in Status Quo | Total Clubs | % Status Quo Clubs in Financial Suspension | New Clubs | Cancelled Clubs | YTD Net Club Gain/ Loss | Current Members In Active Clubs | Current Members In Status Quo Clubs | Current Total Members Count | YTD Add | YTD Drop | YTD NetGrowth (includes Active and Status Quo) | YTD NetGrowth% (includes Active and Status Quo) | Member Count 12 Months Ago | Average Member Count Per Club | % of Clubs with less than 20 members | Average Cancelled Club Age | Members Lost Due to Cancelled Clubs | % of Clubs Reporting Service | % No MMR in 3 Months | % No Officer Report in 12 months | % of Clubs with balance 90+ days | Number of Zone Chairs Recorded | Number of Region Chairs Recorded | District Officers Vacancies ** |
| | | | | | | | | | | | | | | | | | | | | | | | | | | | |
| 318 A | | 150 | 0 | 150 | 0% | 5 | 1 | 4 | 4305 | 0 | 4305 | 338 | 49 | 289 | 7.20% | 4,396 | 29 | 31% | 13 | 0 | 76% | 13% | 4% | 4% | 42 | 20 | |
| 318 B | | 124 | 0 | 124 | 0% | 3 | 1 | 2 | 3758 | 0 | 3758 | 230 | 56 | 174 | 4.85% | 3,360 | 30 | 19% | 8 | 0 | 88% | 27% | 9% | 8% | 28 | 13 | |
| 318 C | | 175 | 0 | 175 | 0% | 7 | 0 | 7 | 6160 | 0 | 6160 | 565 | 63 | 502 | 8.87% | 5,394 | 35 | 11% | 0 | 0 | 92% | 14% | 6% | 9% | 38 | 18 | |
| DISTRICT 318 D | | 177 | 0 | 177 | 0% | 2 | 0 | 2 | 6494 | 0 | 6494 | 319 | 43 | 276 | 4.44% | 5,663 | 37 | 19% | 0 | 0 | 80% | 16% | 5% | 6% | 42 | 21 | |
| DISTRICT 318 D1 | | 47 | 0 | 47 | 0% | 6 | 0 | 6 | 1398 | 0 | 1398 | 271 | 5 | 266 | 23.50% | 1,223 | 30 | 17% | 0 | 0 | 85% | 9% | 0% | 4% | 11 | 6 | |
| 318 E | | 164 | 1 | 165 | 100% | 1 | 0 | 1 | 6071 | 13 | 6084 | 232 | 68 | 164 | 2.77% | 6,121 | 37 | 14% | 0 | 0 | 49% | 15% | 2% | 14% | 36 | 15 | |
| | | 837 | 1 | 838 | 100% | 24 | 2 | 22 | 28186 | 13 | 28199 | 1955 | 284 | 1671 | 6.30% | 26,157 | 34 | 18% | 11 | 0 | 77% | 16% | 5% | 8% | 197 | 93 | |



District Health Assessment for Multiple District 320 through August 2025

|  | | Clubs | | | | | | | Membership | | | | | | | Member Strength | | Cancellation | | Reports | | | Finance | | Leadership | | |
|--|---|--------------|---------------------|-------------|--|-----------|-----------------|------------------------|---------------------------------|-------------------------------------|-----------------------------|---------|----------|--|---|----------------------------|-------------------------------|--------------------------------------|----------------------------|-------------------------------------|------------------------------|----------------------|----------------------------------|----------------------------------|--------------------------------|----------------------------------|--------------------------------|
| District Name | Status/ Number of Months in Status * | Active Clubs | Clubs in Status Quo | Total Clubs | % Status Quo Clubs in Financial Suspension | New Clubs | Cancelled Clubs | YTD Net Club Gain/Loss | Current Members In Active Clubs | Current Members In Status Quo Clubs | Current Total Members Count | YTD Add | YTD Drop | YTD NetGrowth (includes Active and Status Quo) | YTD NetGrowth% (includes Active and Status Quo) | Member Count 12 Months Ago | Average Member Count Per Club | % of Clubs with less than 20 members | Average Cancelled Club Age | Members Lost Due to Cancelled Clubs | % of Clubs Reporting Service | % No MMR in 3 Months | % No Officer Report in 12 months | % of Clubs with balance 90+ days | Number of Zone Chairs Recorded | Number of Region Chairs Recorded | District Officers Vacancies ** |
| 320 A | | 91 | 0 | 91 | 0% | 6 | 1 | 5 | 3739 | 0 | 3739 | 234 | 80 | 154 | 4.30% | 3,345 | 41 | 24% | 7 | 10 | 99% | 23% | 8% | 10% | 22 | 7 | |
| 320 B | | 64 | 0 | 64 | 0% | 3 | 0 | 3 | 2576 | 0 | 2576 | 365 | 49 | 316 | 13.98% | 1,975 | 40 | 19% | 0 | 0 | 89% | 22% | 5% | 19% | 15 | 5 | |
| 320 C | | 68 | 1 | 69 | 100% | 3 | 0 | 3 | 2083 | 105 | 2188 | 180 | 28 | 152 | 7.47% | 1,841 | 31 | 22% | 0 | 0 | 42% | 35% | 3% | 12% | 0 | 0 | |
| 320 D | | 130 | 6 | 136 | 100% | 10 | 2 | 8 | 4574 | 253 | 4827 | 587 | 79 | 508 | 11.76% | 3,745 | 35 | 18% | 4 | 41 | 86% | 14% | 2% | 19% | 26 | 10 | |
| 320 E | | 80 | 0 | 80 | 0% | 7 | 0 | 7 | 3751 | 0 | 3751 | 277 | 92 | 185 | 5.19% | 3,437 | 47 | 15% | 0 | 0 | 61% | 15% | 9% | 19% | 22 | 7 | |
| 320 F | | 75 | 2 | 77 | 100% | 2 | 0 | 2 | 2976 | 19 | 2995 | 98 | 14 | 84 | 2.89% | 2,482 | 40 | 23% | 0 | 0 | 87% | 17% | 8% | 14% | 24 | 8 | |
| 320 G | | 94 | 2 | 96 | 100% | 3 | 6 | -3 | 3424 | 9 | 3433 | 267 | 141 | 126 | 3.81% | 3,217 | 36 | 33% | 3 | 93 | 98% | 19% | 2% | 4% | 31 | 12 | |
| 320 H | | 52 | 0 | 52 | 0% | 5 | 1 | 4 | 2127 | 0 | 2127 | 271 | 63 | 208 | 10.84% | 1,668 | 41 | 8% | 4 | 9 | 94% | 33% | 8% | 4% | 14 | 5 | 1st VDG,2nd VDG |
| | | 654 | 11 | 665 | 100% | 39 | 10 | 29 | 25250 | 386 | 25636 | 2279 | 546 | 1733 | 7.25% | 21,710 | 39 | 21% | 4 | 153 | 83% | 21% | 5% | 13% | 154 | 54 | |



District Health Assessment for Multiple District 321 through August 2025

| District Name | Status/ Number of Months in Status * | Clubs | | | | | | Membership | | | | | | | | Member Strength | | Cancellation | | Reports | | | Finance | Leadership | | | |
|---------------|---|--------------|---------------------|-------------|--|-----------|-----------------|------------------------|---------------------------------|-------------------------------------|-----------------------------|---------|----------|--|---|----------------------------|-------------------------------|--------------------------------------|----------------------------|-------------------------------------|------------------------------|----------------------|----------------------------------|----------------------------------|--------------------------------|----------------------------------|--------------------------------|
| | | Active Clubs | Clubs in Status Quo | Total Clubs | % Status Quo Clubs in Financial Suspension | New Clubs | Cancelled Clubs | YTD Net Club Gain/Loss | Current Members In Active Clubs | Current Members In Status Quo Clubs | Current Total Members Count | YTD Add | YTD Drop | YTD NetGrowth (includes Active and Status Quo) | YTD NetGrowth% (includes Active and Status Quo) | Member Count 12 Months Ago | Average Member Count Per Club | % of Clubs with less than 20 members | Average Cancelled Club Age | Members Lost Due to Cancelled Clubs | % of Clubs Reporting Service | % No MMR in 3 Months | % No Officer Report in 12 months | % of Clubs with balance 90+ days | Number of Zone Chairs Recorded | Number of Region Chairs Recorded | District Officers Vacancies ** |
| 321A1 | | 59 | 0 | 59 | 0% | 5 | 0 | 5 | 1700 | 0 | 1700 | 147 | 21 | 126 | 8.01% | 1,464 | 29 | 24% | 0 | 0 | 25% | 24% | 8% | 10% | 0 | 0 | |
| 321A2 | | 157 | 0 | 157 | 0% | 7 | 0 | 7 | 3444 | 0 | 3444 | 258 | 152 | 106 | 3.18% | 3,347 | 22 | 44% | 0 | 0 | 67% | 23% | 19% | 6% | 36 | 12 | |
| 321A3 | | 132 | 1 | 133 | 100% | 5 | 0 | 5 | 2435 | 10 | 2445 | 221 | 99 | 122 | 5.25% | 2,211 | 18 | 65% | 0 | 0 | 31% | 22% | 3% | 1% | 27 | 12 | |
| 321B1 | | 102 | 1 | 103 | 100% | 3 | 1 | 2 | 2724 | 26 | 2750 | 120 | 84 | 36 | 1.33% | 2,339 | 27 | 37% | 8 | 15 | 51% | 29% | 2% | 11% | 27 | 14 | |
| 321B2 | | 71 | 0 | 71 | 0% | 6 | 0 | 6 | 1608 | 0 | 1608 | 193 | 34 | 159 | 10.97% | 1,436 | 23 | 41% | 0 | 0 | 32% | 14% | 11% | 1% | 18 | 9 | |
| 321C1 | | 174 | 0 | 174 | 0% | 5 | 0 | 5 | 4369 | 0 | 4369 | 239 | 48 | 191 | 4.57% | 4,112 | 25 | 47% | 0 | 0 | 63% | 24% | 18% | 5% | 47 | 20 | |
| 321C2 | | 78 | 0 | 78 | 0% | 5 | 1 | 4 | 2628 | 0 | 2628 | 261 | 162 | 99 | 3.91% | 2,450 | 34 | 24% | 27 | 0 | 31% | 15% | 8% | 10% | 0 | 0 | |
| 321 D | | 159 | 2 | 161 | 100% | 4 | 0 | 4 | 4020 | 22 | 4042 | 178 | 270 | -92 | -2.23% | 3,795 | 25 | 52% | 0 | 0 | 17% | 31% | 16% | 14% | 45 | 16 | |
| 321 E | | 101 | 0 | 101 | 0% | 6 | 1 | 5 | 3081 | 0 | 3081 | 158 | 67 | 91 | 3.04% | 2,985 | 31 | 24% | 2 | 22 | 44% | 23% | 10% | 18% | 29 | 16 | |
| 321 F | | 197 | 0 | 197 | 0% | 17 | 0 | 17 | 5199 | 0 | 5199 | 532 | 170 | 362 | 7.48% | 4,378 | 26 | 33% | 0 | 0 | 100% | 23% | 10% | 7% | 48 | 14 | |
| | | 1230 | 4 | 1234 | 100% | 63 | 3 | 60 | 31208 | 58 | 31266 | 2307 | 1107 | 1200 | 3.99% | 28,517 | 25 | 41% | 12 | 37 | 52% | 24% | 11% | 8% | 277 | 113 | |



District Health Assessment for Multiple District 322 through August 2025

| District Name | Status/ Number of Months in Status * | Clubs | | | | | | | Membership | | | | | | | Member Strength | | Cancellation | | Reports | | | Finance | Leadership | | | |
|---------------|---|--------------|---------------------|-------------|--|-----------|-----------------|------------------------|---------------------------------|-------------------------------------|-----------------------------|---------|----------|--|---|----------------------------|-------------------------------|--------------------------------------|----------------------------|-------------------------------------|------------------------------|----------------------|----------------------------------|----------------------------------|--------------------------------|----------------------------------|--------------------------------|
| | | Active Clubs | Clubs in Status Quo | Total Clubs | % Status Quo Clubs in Financial Suspension | New Clubs | Cancelled Clubs | YTD Net Club Gain/Loss | Current Members In Active Clubs | Current Members In Status Quo Clubs | Current Total Members Count | YTD Add | YTD Drop | YTD NetGrowth (includes Active and Status Quo) | YTD NetGrowth% (includes Active and Status Quo) | Member Count 12 Months Ago | Average Member Count Per Club | % of Clubs with less than 20 members | Average Cancelled Club Age | Members Lost Due to Cancelled Clubs | % of Clubs Reporting Service | % No MMR in 3 Months | % No Officer Report in 12 months | % of Clubs with balance 90+ days | Number of Zone Chairs Recorded | Number of Region Chairs Recorded | District Officers Vacancies ** |
| 322 A | | 92 | 2 | 94 | 100% | 5 | 0 | 5 | 3140 | 0 | 3140 | 352 | 52 | 300 | 10.56% | 3,291 | 34 | 20% | 0 | 0 | 99% | 6% | 1% | 17% | 20 | 6 | |
| 322 B1 | | 96 | 0 | 96 | 0% | 8 | 2 | 6 | 4440 | 0 | 4440 | 425 | 51 | 374 | 9.20% | 3,802 | 46 | 3% | 2 | 25 | 89% | 13% | 4% | 7% | 15 | 0 | |
| 322 B2 | | 97 | 0 | 97 | 0% | 7 | 2 | 5 | 3320 | 0 | 3320 | 308 | 66 | 242 | 7.86% | 2,875 | 34 | 18% | 2 | 24 | 35% | 18% | 6% | 7% | 18 | 9 | |
| 322C1 | | 114 | 0 | 114 | 0% | 1 | 1 | 0 | 3595 | 0 | 3595 | 275 | 37 | 238 | 7.09% | 3,316 | 32 | 21% | 1 | 10 | 64% | 16% | 6% | 9% | 25 | 11 | |
| 322C2 | | 60 | 1 | 61 | 100% | 4 | 0 | 4 | 2501 | 20 | 2521 | 183 | 54 | 129 | 5.39% | 2,129 | 42 | 11% | 0 | 0 | 56% | 16% | 8% | 13% | 17 | 8 | |
| 322C3 | | 93 | 0 | 93 | 0% | 7 | 2 | 5 | 3435 | 0 | 3435 | 388 | 20 | 368 | 12.00% | 3,346 | 37 | 26% | 11 | 0 | 45% | 6% | 0% | 10% | 17 | 7 | |
| 322C4 | | 49 | 0 | 49 | 0% | 2 | 0 | 2 | 1680 | 0 | 1680 | 309 | 39 | 270 | 19.15% | 1,447 | 34 | 31% | 0 | 0 | 55% | 35% | 4% | 18% | 15 | 7 | |
| 322C5 | | 43 | 0 | 43 | 0% | 2 | 0 | 2 | 1527 | 0 | 1527 | 154 | 4 | 150 | 10.89% | 1,316 | 36 | 16% | 0 | 0 | 100% | 19% | 16% | 12% | 7 | 4 | |
| 322 D | | 79 | 0 | 79 | 0% | 3 | 0 | 3 | 2990 | 0 | 2990 | 179 | 28 | 151 | 5.32% | 2,857 | 38 | 11% | 0 | 0 | 85% | 10% | 1% | 13% | 16 | 8 | |
| 322 E | | 161 | 0 | 161 | 0% | 6 | 0 | 6 | 5279 | 0 | 5279 | 276 | 54 | 222 | 4.39% | 4,417 | 33 | 45% | 0 | 0 | 34% | 27% | 5% | 9% | 42 | 19 | |
| 322 F | | 106 | 5 | 111 | 100% | 7 | 3 | 4 | 3933 | 21 | 3954 | 546 | 60 | 486 | 14.01% | 3,538 | 37 | 17% | 3 | 12 | 49% | 7% | 5% | 13% | 20 | 0 | |
| 322 H | | 73 | 0 | 73 | 0% | 13 | 1 | 12 | 2105 | 0 | 2105 | 507 | 30 | 477 | 29.30% | 1,685 | 29 | 3% | 3 | 0 | 63% | 21% | 8% | 22% | 14 | 5 | |
| 322 G | | 97 | 3 | 100 | 100% | 12 | 1 | 11 | 4457 | 108 | 4565 | 536 | 43 | 493 | 12.11% | 4,002 | 46 | 8% | 1 | 4 | 62% | 18% | 9% | 22% | 18 | 7 | |
| | | 1160 | 11 | 1171 | 100% | 77 | 12 | 65 | 42402 | 149 | 42551 | 4438 | 538 | 3900 | 10.09% | 38,021 | 37 | 19% | 4 | 75 | 61% | 16% | 5% | 13% | 244 | 91 | |



District Health Assessment for Multiple District 3231 through August 2025

| District Name | Status/ Number of Months in Status * | Clubs | | | | | | Membership | | | | | | | Member Strength | | Cancellation | | Reports | | | Finance | Leadership | | | | |
|---------------|---|--------------|---------------------|-------------|--|-----------|-----------------|------------------------|---------------------------------|-------------------------------------|-----------------------------|---------|----------|--|---|----------------------------|-------------------------------|--------------------------------------|----------------------------|-------------------------------------|------------------------------|----------------------|----------------------------------|----------------------------------|--------------------------------|----------------------------------|--------------------------------|
| | | Active Clubs | Clubs in Status Quo | Total Clubs | % Status Quo Clubs in Financial Suspension | New Clubs | Cancelled Clubs | YTD Net Club Gain/Loss | Current Members In Active Clubs | Current Members In Status Quo Clubs | Current Total Members Count | YTD Add | YTD Drop | YTD NetGrowth (includes Active and Status Quo) | YTD NetGrowth% (includes Active and Status Quo) | Member Count 12 Months Ago | Average Member Count Per Club | % of Clubs with less than 20 members | Average Cancelled Club Age | Members Lost Due to Cancelled Clubs | % of Clubs Reporting Service | % No MMR in 3 Months | % No Officer Report in 12 months | % of Clubs with balance 90+ days | Number of Zone Chairs Recorded | Number of Region Chairs Recorded | District Officers Vacancies ** |
| 3231A1 | | 50 | 0 | 50 | 0% | 6 | 0 | 6 | 1539 | 0 | 1539 | 233 | 26 | 207 | 15.54% | 1,373 | 31 | 52% | 0 | 0 | 36% | 20% | 6% | 0% | 8 | 4 | |
| 3231A2 | | 69 | 0 | 69 | 0% | 4 | 1 | 3 | 2463 | 0 | 2463 | 238 | 35 | 203 | 8.98% | 2,345 | 36 | 33% | 3 | 5 | 35% | 17% | 7% | 6% | 0 | 0 | |
| 3231A3 | | 123 | 0 | 123 | 0% | 5 | 1 | 4 | 4941 | 0 | 4941 | 437 | 51 | 386 | 8.47% | 4,686 | 40 | 38% | 4 | 0 | 34% | 19% | 3% | 2% | 12 | 6 | |
| 3231A4 | | 61 | 0 | 61 | 0% | 2 | 0 | 2 | 2164 | 0 | 2164 | 233 | 63 | 170 | 8.53% | 1,795 | 35 | 25% | 0 | 0 | 49% | 10% | 3% | 11% | 11 | 4 | |
| | | 303 | 0 | 303 | 0% | 17 | 2 | 15 | 11107 | 0 | 11107 | 1141 | 175 | 966 | 9.53% | 10,199 | 37 | 37% | 4 | 5 | 38% | 17% | 5% | 5% | 31 | 14 | |



District Health Assessment for Multiple District 3232 through August 2025

| District Name | Status/ Number of Months in Status * | Clubs | | | | | | | Membership | | | | | | | Member Strength | | Cancellation | | Reports | | | Finance | Leadership | | | |
|---------------|---|--------------|---------------------|-------------|--|-----------|-----------------|------------------------|---------------------------------|-------------------------------------|-----------------------------|---------|----------|--|---|----------------------------|-------------------------------|--------------------------------------|----------------------------|-------------------------------------|------------------------------|----------------------|----------------------------------|----------------------------------|--------------------------------|----------------------------------|--------------------------------|
| | | Active Clubs | Clubs in Status Quo | Total Clubs | % Status Quo Clubs in Financial Suspension | New Clubs | Cancelled Clubs | YTD Net Club Gain/Loss | Current Members In Active Clubs | Current Members In Status Quo Clubs | Current Total Members Count | YTD Add | YTD Drop | YTD NetGrowth (includes Active and Status Quo) | YTD NetGrowth% (includes Active and Status Quo) | Member Count 12 Months Ago | Average Member Count Per Club | % of Clubs with less than 20 members | Average Cancelled Club Age | Members Lost Due to Cancelled Clubs | % of Clubs Reporting Service | % No MMR in 3 Months | % No Officer Report in 12 months | % of Clubs with balance 90+ days | Number of Zone Chairs Recorded | Number of Region Chairs Recorded | District Officers Vacancies ** |
| 3232B1 | | 34 | 1 | 35 | 100% | 2 | 3 | -1 | 1609 | 32 | 1641 | 70 | 192 | -122 | -6.92% | 1,696 | 47 | 14% | 3 | 26 | 91% | 14% | 9% | 23% | 6 | 3 | |
| 3232B2 | | 64 | 2 | 66 | 100% | 18 | 1 | 17 | 2781 | 206 | 2987 | 574 | 98 | 476 | 18.96% | 2,200 | 43 | 6% | 2 | 20 | 98% | 14% | 3% | 20% | 9 | 4 | |
| 3232B3 | | 46 | 3 | 49 | 100% | 10 | 1 | 9 | 2343 | 63 | 2406 | 287 | 262 | 25 | 1.05% | 1,949 | 51 | 6% | 37 | 0 | 78% | 8% | 8% | 49% | 6 | 3 | |
| 3232B4 | | 55 | 0 | 55 | 0% | 7 | 5 | 2 | 4258 | 0 | 4258 | 241 | 420 | -179 | -4.03% | 2,923 | 77 | 7% | 4 | 392 | 100% | 33% | 29% | 27% | 0 | 0 | |
| 3232F1 | | 116 | 4 | 120 | 100% | 5 | 1 | 4 | 4343 | 27 | 4370 | 179 | 21 | 158 | 3.75% | 3,397 | 37 | 55% | 4 | 0 | 62% | 26% | 3% | 14% | 18 | 9 | |
| 3232F2 | | 93 | 1 | 94 | 100% | 3 | 1 | 2 | 2811 | 4 | 2815 | 153 | 92 | 61 | 2.21% | 2,949 | 30 | 33% | 2 | 16 | 59% | 23% | 15% | 5% | 17 | 6 | |
| 3232 J | | 62 | 1 | 63 | 100% | 6 | 1 | 5 | 1878 | 1 | 1879 | 188 | 22 | 166 | 9.69% | 1,947 | 30 | 37% | 5 | 0 | 100% | 25% | 6% | 8% | 14 | 5 | |
| | | 470 | 12 | 482 | 100% | 51 | 13 | 38 | 20023 | 333 | 20356 | 1692 | 1107 | 585 | 2.96% | 17,061 | 43 | 28% | 6 | 454 | 79% | 22% | 10% | 18% | 70 | 30 | |



District Health Assessment for Multiple District 3233 through August 2025

| District Name | Status/ Number of Months in Status * | Clubs | | | | | | Membership | | | | | | | | Member Strength | | Cancellation | | Reports | | | Finance | Leadership | | | |
|---------------|---|--------------|---------------------|-------------|--|-----------|-----------------|-------------------------|---------------------------------|-------------------------------------|-----------------------------|---------|----------|--|---|----------------------------|-------------------------------|--------------------------------------|----------------------------|-------------------------------------|------------------------------|----------------------|----------------------------------|----------------------------------|--------------------------------|----------------------------------|--------------------------------|
| | | Active Clubs | Clubs in Status Quo | Total Clubs | % Status Quo Clubs in Financial Suspension | New Clubs | Cancelled Clubs | YTD Net Club Gain/ Loss | Current Members In Active Clubs | Current Members In Status Quo Clubs | Current Total Members Count | YTD Add | YTD Drop | YTD NetGrowth (includes Active and Status Quo) | YTD NetGrowth% (includes Active and Status Quo) | Member Count 12 Months Ago | Average Member Count Per Club | % of Clubs with less than 20 members | Average Cancelled Club Age | Members Lost Due to Cancelled Clubs | % of Clubs Reporting Service | % No MMR in 3 Months | % No Officer Report in 12 months | % of Clubs with balance 90+ days | Number of Zone Chairs Recorded | Number of Region Chairs Recorded | District Officers Vacancies ** |
| 3233 C | | 138 | 0 | 138 | 0% | 10 | 0 | 10 | 2819 | 0 | 2819 | 344 | 32 | 312 | 12.45% | 2,701 | 20 | 57% | 0 | 0 | 68% | 28% | 0% | 1% | 30 | 12 | |
| 3233E1 | | 220 | 0 | 220 | 0% | 5 | 0 | 5 | 6016 | 0 | 6016 | 251 | 451 | -200 | -3.22% | 5,513 | 27 | 51% | 0 | 0 | 30% | 24% | 10% | 4% | 60 | 21 | |
| 3233E2 | | 148 | 0 | 148 | 0% | 5 | 0 | 5 | 4936 | 0 | 4936 | 328 | 71 | 257 | 5.49% | 5,054 | 33 | 38% | 0 | 0 | 47% | 20% | 6% | 11% | 34 | 12 | |
| 3233G1 | | 227 | 0 | 227 | 0% | 20 | 0 | 20 | 4407 | 0 | 4407 | 478 | 25 | 453 | 11.46% | 3,264 | 19 | 67% | 0 | 0 | 22% | 41% | 15% | 2% | 35 | 12 | |
| 3233G2 | | 140 | 0 | 140 | 0% | 9 | 2 | 7 | 3007 | 0 | 3007 | 339 | 124 | 215 | 7.70% | 2,631 | 21 | 44% | 4 | 3 | 71% | 11% | 1% | 4% | 30 | 7 | |
| | | 873 | 0 | 873 | 0% | 49 | 2 | 47 | 21185 | 0 | 21185 | 1740 | 703 | 1037 | 5.15% | 19,163 | 24 | 53% | 4 | 3 | 43% | 26% | 8% | 4% | 189 | 64 | |



District Health Assessment for Multiple District 3234 through August 2025

| District Name | Status/ Number of Months in Status * | Clubs | | | | | | | Membership | | | | | | | Member Strength | | Cancellation | | Reports | | | Finance | Leadership | | | |
|---------------|---|--------------|---------------------|-------------|--|-----------|-----------------|------------------------|---------------------------------|-------------------------------------|-----------------------------|---------|----------|--|---|----------------------------|-------------------------------|--------------------------------------|----------------------------|-------------------------------------|------------------------------|----------------------|----------------------------------|----------------------------------|--------------------------------|----------------------------------|--------------------------------|
| | | Active Clubs | Clubs in Status Quo | Total Clubs | % Status Quo Clubs in Financial Suspension | New Clubs | Cancelled Clubs | YTD Net Club Gain/Loss | Current Members In Active Clubs | Current Members In Status Quo Clubs | Current Total Members Count | YTD Add | YTD Drop | YTD NetGrowth (includes Active and Status Quo) | YTD NetGrowth% (includes Active and Status Quo) | Member Count 12 Months Ago | Average Member Count Per Club | % of Clubs with less than 20 members | Average Cancelled Club Age | Members Lost Due to Cancelled Clubs | % of Clubs Reporting Service | % No MMR in 3 Months | % No Officer Report in 12 months | % of Clubs with balance 90+ days | Number of Zone Chairs Recorded | Number of Region Chairs Recorded | District Officers Vacancies ** |
| 3234D1 | | 71 | 0 | 71 | 0% | 0 | 1 | -1 | 2424 | 0 | 2424 | 92 | 38 | 54 | 2.28% | 2,502 | 34 | 23% | 3 | 0 | 97% | 11% | 1% | 4% | 21 | 5 | |
| 3234D2 | | 117 | 0 | 117 | 0% | 5 | 0 | 5 | 5307 | 0 | 5307 | 257 | 63 | 194 | 3.79% | 5,573 | 45 | 19% | 0 | 0 | 46% | 15% | 1% | 2% | 17 | 0 | |
| 3234H1 | | 114 | 1 | 115 | 100% | 7 | 4 | 3 | 3889 | 16 | 3905 | 511 | 74 | 437 | 12.60% | 3,473 | 34 | 18% | 3 | 32 | 57% | 13% | 5% | 7% | 21 | 7 | |
| 3234H2 | | 111 | 2 | 113 | 100% | 2 | 2 | 0 | 4386 | 40 | 4426 | 95 | 151 | -56 | -1.25% | 3,857 | 40 | 8% | 3 | 44 | 29% | 21% | 12% | 10% | 26 | 7 | |
| | | 413 | 3 | 416 | 100% | 14 | 7 | 7 | 16006 | 56 | 16062 | 955 | 326 | 629 | 4.08% | 15,405 | 39 | 16% | 3 | 76 | 53% | 15% | 5% | 6% | 85 | 19 | |




District Health Assessment for MULTIPLE DISTRICT 3241 through August 2025

| District Name | Status/ Number of Months in Status * | Clubs | | | | | | Membership | | | | | | | | Member Strength | | Cancellation | | Reports | | | Finance | Leadership | | | |
|-----------------|---|--------------|---------------------|-------------|--|-----------|-----------------|-------------------------|---------------------------------|-------------------------------------|-----------------------------|---------|----------|--|---|----------------------------|-------------------------------|--------------------------------------|----------------------------|-------------------------------------|------------------------------|----------------------|----------------------------------|----------------------------------|--------------------------------|----------------------------------|--------------------------------|
| | | Active Clubs | Clubs in Status Quo | Total Clubs | % Status Quo Clubs in Financial Suspension | New Clubs | Cancelled Clubs | YTD Net Club Gain/ Loss | Current Members In Active Clubs | Current Members In Status Quo Clubs | Current Total Members Count | YTD Add | YTD Drop | YTD NetGrowth (includes Active and Status Quo) | YTD NetGrowth% (includes Active and Status Quo) | Member Count 12 Months Ago | Average Member Count Per Club | % of Clubs with less than 20 members | Average Cancelled Club Age | Members Lost Due to Cancelled Clubs | % of Clubs Reporting Service | % No MMR in 3 Months | % No Officer Report in 12 months | % of Clubs with balance 90+ days | Number of Zone Chairs Recorded | Number of Region Chairs Recorded | District Officers Vacancies ** |
| DISTRICT 3241 A | | 143 | 2 | 145 | 100% | 6 | 1 | 5 | 4762 | 23 | 4785 | 650 | 99 | 551 | 13.01% | 4,429 | 33 | 29% | 2 | 15 | 77% | 17% | 7% | 9% | 32 | 15 | |
| DISTRICT 3241 B | | 63 | 0 | 63 | 0% | 2 | 0 | 2 | 2035 | 0 | 2035 | 119 | 76 | 43 | 2.16% | 1,847 | 32 | 16% | 0 | 0 | 41% | 13% | 6% | 17% | 13 | 5 | |
| DISTRICT 3241 C | | 178 | 0 | 178 | 0% | 6 | 3 | 3 | 5190 | 0 | 5190 | 564 | 68 | 496 | 10.57% | 4,859 | 29 | 23% | 8 | 0 | 89% | 8% | 0% | 6% | 24 | 12 | |
| DISTRICT 3241 D | | 65 | 3 | 68 | 100% | 1 | 1 | 0 | 1478 | 48 | 1526 | 116 | 24 | 92 | 6.42% | 1,571 | 23 | 59% | 2 | 5 | 34% | 26% | 15% | 15% | 0 | 3 | |
| DISTRICT 3241 E | | 52 | 0 | 52 | 0% | 2 | 0 | 2 | 1267 | 0 | 1267 | 114 | 228 | -114 | -8.25% | 1,127 | 24 | 33% | 0 | 0 | 75% | 17% | 6% | 15% | 9 | 3 | |
| DISTRICT 3241 F | | 43 | 0 | 43 | 0% | 0 | 0 | 0 | 1188 | 0 | 1188 | 11 | 39 | -28 | -2.30% | 1,350 | 28 | 21% | 0 | 0 | 77% | 63% | 5% | 19% | 12 | 5 | GLT,GMT,GST |
| DISTRICT 3241 G | | 112 | 0 | 112 | 0% | 3 | 0 | 3 | 3459 | 0 | 3459 | 248 | 12 | 236 | 7.32% | 3,353 | 31 | 27% | 0 | 0 | 54% | 14% | 10% | 4% | 15 | 5 | |
| DISTRICT 3241 H | | 103 | 0 | 103 | 0% | 5 | 2 | 3 | 3225 | 0 | 3225 | 398 | 21 | 377 | 13.24% | 2,916 | 31 | 8% | 6 | 0 | 97% | 10% | 5% | 6% | 26 | 8 | |
| DISTRICT 3241 I | | 79 | 1 | 80 | 100% | 3 | 4 | -1 | 2572 | 10 | 2582 | 309 | 80 | 229 | 9.73% | 2,342 | 33 | 19% | 6 | 43 | 73% | 14% | 8% | 10% | 22 | 6 | |
| | | 838 | 6 | 844 | 100% | 28 | 11 | 17 | 25176 | 81 | 25257 | 2529 | 647 | 1882 | 8.05% | 23,794 | 30 | 25% | 6 | 63 | 72% | 16% | 6% | 9% | 153 | 62 | |



District Health Assessment for MULTIPLE DISTRICT 3242 through August 2025

|  | Clubs | | | | | | | Membership | | | | | | | Member Strength | | Cancellation | | Reports | | | Finance | | Leadership | | | |
|--|---|-----------------|------------------------------|----------------|--|--------------|--------------------|-------------------------------------|--|---|--------------------------------------|------------|-------------|--|---|-------------------------------------|--|--|-------------------------------------|---|---------------------------------------|-------------------------------|---|---|--|--|---|
| | Status/ District Name Number of Months in Status * | Active Clubs | Clubs in Status Quo | Total Clubs | % Status Quo Clubs in Financial Suspension | New Clubs | Cancelled Clubs | YTD Net Club Gain/ Loss | Current Members In Active Clubs | Current Members In Status Quo Clubs | Current Total Members Count | YTD Add | YTD Drop | YTD NetGrowth (includes Active and Status Quo) | YTD NetGrowth% (includes Active and Status Quo) | Member Count 12 Months Ago | Average Member Count Per Club | % of Clubs with less than 20 members | Average Cancelled Club Age | Members Lost Due to Cancelled Clubs | % of Clubs Reporting Service | % No MMR in 3 Months | % No Officer Report in 12 months | % of Clubs with balance 90+ days | Number of Zone Chairs Recorded | Number of Region Chairs Recorded | District Officers Vacancies ** |
| DISTRICT 3242 A | | 191 | 2 | 193 | 100% | 4 | 1 | 3 | 5845 | 22 | 5867 | 311 | 158 | 153 | 2.68% | 5,551 | 31 | 30% | 50 | 12 | 27% | 23% | 10% | 7% | 43 | 10 | |
| DISTRICT 3242 B | | 190 | 1 | 191 | 100% | 10 | 1 | 9 | 6309 | 50 | 6359 | 772 | 104 | 668 | 11.74% | 5,953 | 33 | 26% | 4 | 0 | 81% | 2% | 1% | 9% | 45 | 9 | |
| DISTRICT 3242 C | | 128 | 0 | 128 | 0% | 5 | 0 | 5 | 4623 | 0 | 4623 | 270 | 53 | 217 | 4.93% | 5,638 | 36 | 19% | 0 | 0 | 45% | 17% | 6% | 5% | 27 | 5 | |
| DISTRICT 3242 E | | 189 | 0 | 189 | 0% | 6 | 0 | 6 | 8332 | 0 | 8332 | 499 | 39 | 460 | 5.84% | 7,806 | 44 | 13% | 0 | 0 | 86% | 17% | 0% | 6% | 0 | 0 | GMT |
| DISTRICT 3242 F | | 272 | 0 | 273 | 0% | 8 | 1 | 7 | 10827 | 0 | 10849 | 926 | 123 | 803 | 7.99% | 10,641 | 40 | 14% | 15 | 18 | 75% | 7% | 1% | 3% | 85 | 18 | |
| | | 970 | 3 | 974 | 100% | 33 | 3 | 30 | 35936 | 72 | 36030 | 2778 | 477 | 2301 | 6.82% | 35,589 | 37 | 20% | 23 | 30 | 65% | 13% | 3% | 6% | 200 | 42 | |

* - District Status: P - Provisional, T - Transitional.

** - District Officers Vacancies: DG - District Governor, 1st VDG - First Vice District Governor, 2nd VDG - Second Vice District Governor.